

Human VEGF165 Protein

Cat. No. VEG-HM065



Description

Source	Recombinant Human VEGF165 Protein is expressed from HEK293 without tag. It contains Ala27-Arg191.
Accession	P15692-4
Molecular Weight	The protein has a predicted MW of 19.2 kDa. Due to glycosylation, the protein migrates to 20-30 kDa based on Tris-Bis PAGE result.
Endotoxin	Less than 1EU per µg by the LAL method.
Purity	> 95% as determined by Tris-Bis PAGE > 95% as determined by HPLC

Formulation and Storage

Formulation	Lyophilized from 0.22µm filtered solution in PBS (pH 7.4). Normally 8% trehalose is added as protectant before lyophilization.
Reconstitution	Centrifuge the tube before opening. Reconstituting to a concentration more than 100 µg/ml is recommended. Dissolve the lyophilized protein in distilled water.
Storage	-20 to -80°C for 12 months as supplied from date of receipt. -80°C for 3-6 months after reconstitution. 2-8°C for 2-7 days after reconstitution. Recommend to aliquot the protein into smaller quantities for optimal storage. Please minimize freeze-thaw cycles.

Background

Human papillomavirus (HPV) infection is an established risk factor for cervical carcinogenesis. VEGF165 was significantly higher, whereas VEGFC and VEGFD were significantly lower in malignant cervical carcinoma tissues as compared to normal cervix tissues. Expression levels of VEGF121 and VEGFC were significantly associated with type of tumor growth while VEGF165 was significantly associated with lymph node metastasis.

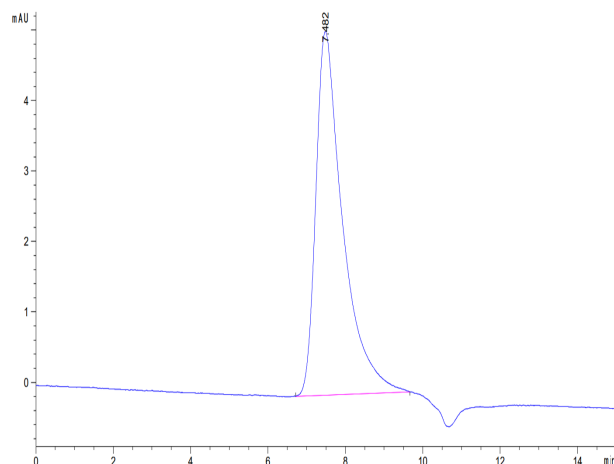
Assay Data

Tris-Bis PAGE



Human VEGF165 on Tris-Bis PAGE under reduced condition. The purity is greater than 95%.

SEC-HPLC



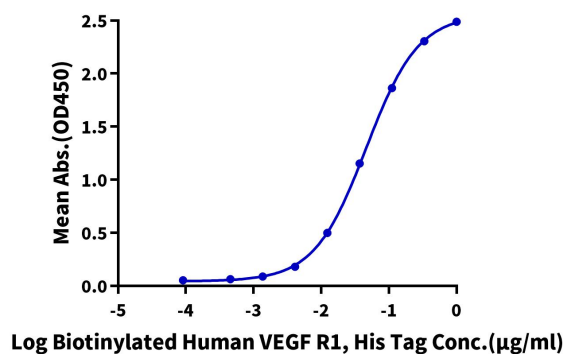
The purity of Human VEGF165 is greater than 95% as determined by SEC-HPLC.

Assay Data

ELISA Data

Human VEGF165, No Tag ELISA

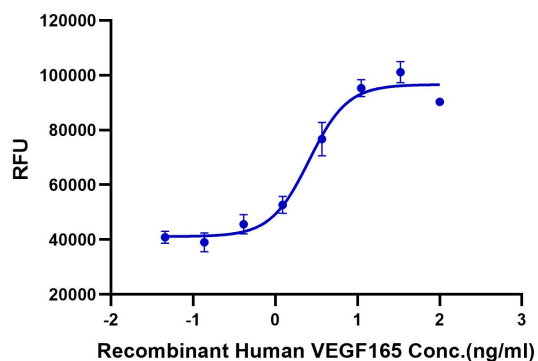
0.1µg Human VEGF165, No Tag Per Well



Immobilized Human VEGF165 at 1µg/ml (100µl/well) on the plate. Dose response curve for Biotinylated Human VEGFR1, His Tag with the EC50 of 46.4ng/ml determined by ELISA (QC Test).

Cell Based Assay

Recombinant Human VEGF165 Bioactivity



Human VEGF165 stimulates proliferation of human umbilical vein endothelial cells (HUVEC) with the ED50 for this effect is 2.57ng/mL (QC Test).